

1. What is your name?

	Response Count
	21
<i>answered question</i>	21
<i>skipped question</i>	1

2. What is your email address?

	Response Count
	21
<i>answered question</i>	21
<i>skipped question</i>	1








3. How often do you visit the GISCC website at http://georgiaspatial.org/?page_id=379?

	Response Percent	Response Count
Every day 	4.8%	1
Once a week 	14.3%	3
Once a month 	38.1%	8
At least once every 3 months 	33.3%	7
I do not visit the site 	9.5%	2
<i>answered question</i>		21
<i>skipped question</i>		1

4. How likely are you to:

	Very Likely	Somewhat Likely	Unlikely	Not at All	Rating Average	Response Count
Return to this website?	60.0% (12)	35.0% (7)	5.0% (1)	0.0% (0)	1.00	20
Recommend this website?	55.0% (11)	40.0% (8)	5.0% (1)	0.0% (0)	1.00	20
Refer to this website for documents, information, or other materials?	65.0% (13)	30.0% (6)	5.0% (1)	0.0% (0)	1.00	20
<i>answered question</i>						20
<i>skipped question</i>						2

5. What are the primary reasons for visiting the GISCC webpages?

		Response Percent	Response Count
To learn about the GISCC		55.0%	11
To review meeting minutes		65.0%	13
To access meeting presentations		55.0%	11
To access documents prepared by the GISCC		80.0%	16
To learn more about committees		45.0%	9
To become more involved in the GISCC		40.0%	8
Other (please specify)		10.0%	2
<i>answered question</i>			20
<i>skipped question</i>			2

6. How would you rate the GISCC webpages on:

	Very Good	Fair	Needs Improvement	Not Good	Rating Average	Response Count
Navigation	29.4% (5)	64.7% (11)	5.9% (1)	0.0% (0)	1.00	17
Organization	17.6% (3)	70.6% (12)	11.8% (2)	0.0% (0)	1.00	17
Layout/design	17.6% (3)	64.7% (11)	11.8% (2)	5.9% (1)	1.00	17
Content Currency	11.8% (2)	35.3% (6)	52.9% (9)	0.0% (0)	1.00	17
Content Quality	23.5% (4)	52.9% (9)	23.5% (4)	0.0% (0)	1.00	17
Content Completeness or Quantity	23.5% (4)	47.1% (8)	29.4% (5)	0.0% (0)	1.00	17
Accuracy of Information	29.4% (5)	58.8% (10)	11.8% (2)	0.0% (0)	1.00	17
Facilitating GISCC Feedback/Comment/Discussion	23.5% (4)	47.1% (8)	17.6% (3)	11.8% (2)	1.00	17
Facilitating Contribution to Site Content	5.9% (1)	52.9% (9)	29.4% (5)	11.8% (2)	1.00	17
<i>answered question</i>						17
<i>skipped question</i>						5

7. How would you rate the GISCC webpages as facilitating geospatial:

	Very Good	Fair	Needs Improvement	Not Good	Rating Average	Response Count
Governance	29.4% (5)	52.9% (9)	17.6% (3)	0.0% (0)	1.00	17
Investments	5.9% (1)	58.8% (10)	17.6% (3)	17.6% (3)	1.00	17
Policies	17.6% (3)	70.6% (12)	11.8% (2)	0.0% (0)	1.00	17
Data-driven Decisions	11.8% (2)	52.9% (9)	29.4% (5)	5.9% (1)	1.00	17
<i>answered question</i>						17
<i>skipped question</i>						5

8. How would you rate the ability to obtain the following information about the GISCC:

	Very Good	Fair	Needs Improvement	Not Good	Rating Average	Response Count
Membership Information	13.3% (2)	46.7% (7)	40.0% (6)	0.0% (0)	1.00	15
Membership Directory	18.8% (3)	43.8% (7)	37.5% (6)	0.0% (0)	1.00	16
Meeting Information	25.0% (4)	62.5% (10)	12.5% (2)	0.0% (0)	1.00	16
Email/Listserver Subscriptions	20.0% (3)	46.7% (7)	26.7% (4)	6.7% (1)	1.00	15
Announcements	43.8% (7)	37.5% (6)	12.5% (2)	6.3% (1)	1.00	16
Projects and Activities	18.8% (3)	50.0% (8)	31.3% (5)	0.0% (0)	1.00	16
Actions Taken	12.5% (2)	68.8% (11)	12.5% (2)	6.3% (1)	1.00	16
Decisions Made	6.3% (1)	75.0% (12)	18.8% (3)	0.0% (0)	1.00	16
History	18.8% (3)	75.0% (12)	6.3% (1)	0.0% (0)	1.00	16
Mission and Vision	50.0% (8)	43.8% (7)	6.3% (1)	0.0% (0)	1.00	16
Strategic and Business Plans	25.0% (4)	56.3% (9)	18.8% (3)	0.0% (0)	1.00	16
Technical Reports/Standards	12.5% (2)	62.5% (10)	25.0% (4)	0.0% (0)	1.00	16
Bylaws and Policies	25.0% (4)	62.5% (10)	6.3% (1)	6.3% (1)	1.00	16
Goals and Objectives	43.8% (7)	43.8% (7)	12.5% (2)	0.0% (0)	1.00	16
					answered question	16
					skipped question	6

9. How would you rate the potential of Google Sites on improving:

	Very Good	Fair	Needs Improvement	Not Good	Rating Average	Response Count
Navigation	50.0% (7)	50.0% (7)	0.0% (0)	0.0% (0)	1.00	14
Organization	50.0% (7)	50.0% (7)	0.0% (0)	0.0% (0)	1.00	14
Layout/design	23.1% (3)	53.8% (7)	23.1% (3)	0.0% (0)	1.00	13
Content Currency	25.0% (3)	75.0% (9)	0.0% (0)	0.0% (0)	1.00	12
Content Quality	33.3% (4)	58.3% (7)	8.3% (1)	0.0% (0)	1.00	12
Content Completeness or Quantity	33.3% (4)	50.0% (6)	16.7% (2)	0.0% (0)	1.00	12
Accuracy of Information	41.7% (5)	50.0% (6)	8.3% (1)	0.0% (0)	1.00	12
Facilitating GISCC Feedback/Comment/Discussion	42.9% (6)	42.9% (6)	14.3% (2)	0.0% (0)	1.00	14
Facilitating Contribution to Site Content	30.8% (4)	61.5% (8)	7.7% (1)	0.0% (0)	1.00	13
	<i>answered question</i>					14
	<i>skipped question</i>					8




10. How would you rate the potential of Google Sites to facilitate geospatial:

	Very Good	Fair	Needs Improvement	Not Good	Rating Average	Response Count
Governance	38.5% (5)	61.5% (8)	0.0% (0)	0.0% (0)	1.00	13
Investments	25.0% (3)	58.3% (7)	16.7% (2)	0.0% (0)	1.00	12
Policies	41.7% (5)	50.0% (6)	8.3% (1)	0.0% (0)	1.00	12
Data-driven Decisions	25.0% (3)	66.7% (8)	8.3% (1)	0.0% (0)	1.00	12
	<i>answered question</i>					13
	<i>skipped question</i>					9




11. How would you rate the potential to obtain the following GISCC information using a Google Site:

	Very Good	Fair	Needs Improvement	Not Good	Rating Average	Response Count
Membership Information	30.8% (4)	61.5% (8)	7.7% (1)	0.0% (0)	1.00	13
Membership Directory	38.5% (5)	53.8% (7)	7.7% (1)	0.0% (0)	1.00	13
Meeting Information	57.1% (8)	42.9% (6)	0.0% (0)	0.0% (0)	1.00	14
Email/Listserver Subscriptions	50.0% (6)	50.0% (6)	0.0% (0)	0.0% (0)	1.00	12
Announcements	46.2% (6)	53.8% (7)	0.0% (0)	0.0% (0)	1.00	13
Projects and Activities	38.5% (5)	61.5% (8)	0.0% (0)	0.0% (0)	1.00	13
Actions Taken	61.5% (8)	38.5% (5)	0.0% (0)	0.0% (0)	1.00	13
Decisions Made	38.5% (5)	53.8% (7)	7.7% (1)	0.0% (0)	1.00	13
History	30.8% (4)	69.2% (9)	0.0% (0)	0.0% (0)	1.00	13
Mission and Vision	42.9% (6)	57.1% (8)	0.0% (0)	0.0% (0)	1.00	14
Strategic and Business Plans	38.5% (5)	53.8% (7)	7.7% (1)	0.0% (0)	1.00	13
Technical Reports/Standards	38.5% (5)	53.8% (7)	7.7% (1)	0.0% (0)	1.00	13
Bylaws and Policies	50.0% (7)	50.0% (7)	0.0% (0)	0.0% (0)	1.00	14
Goals and Objectives	46.2% (6)	53.8% (7)	0.0% (0)	0.0% (0)	1.00	13
					answered question	14
					skipped question	8

12. Should the GISCC web pages stay where they currently exist?

	Response Percent	Response Count
Yes 	26.7%	4
No 	33.3%	5
Other (please specify) 	40.0%	6
<i>answered question</i>		15
<i>skipped question</i>		7

13. Should the GISCC migrate the GISCC web pages to Google Sites?

	Response Percent	Response Count
Yes 	26.7%	4
No 	40.0%	6
Other Option (please specify) 	33.3%	5
<i>answered question</i>		15
<i>skipped question</i>		7

14. Do you have any other comments that the GISCC should address concerning GISCC websites/pages?

	Response Count
	5
<i>answered question</i>	5
<i>skipped question</i>	17